

Update WebMotion XENAX[®] Servo controller

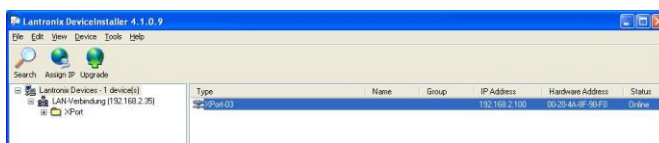
Edition March 2016

1	XENAX [®] Xvi 75V8 / Xv 50V6 / Xv 50V5	1
1.1	Device Installer	1
1.2	Verifying of the WebMotion version XENAX [®] Xvi 75V8	2
1.3	Verifying of the WebMotion version XENAX [®] Xv 50V6 / Xv 50V5	2
2	XENAX [®] Xvi 48V8	3
2.1	Start WebMotion	3
2.2	Verifizieren der WebMotion Version	5

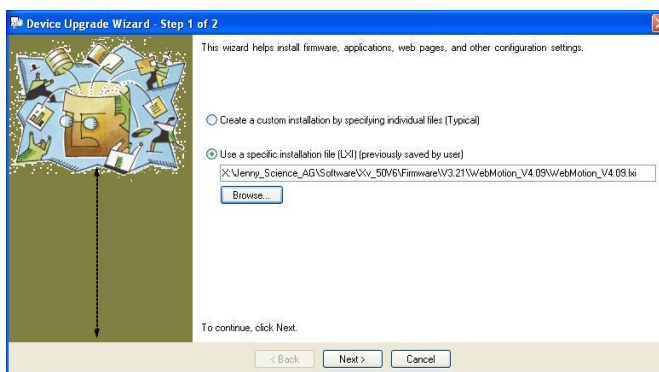
1 XENAX[®] Xvi 75V8 / Xv 50V6 / Xv 50V5

1.1 Device Installer

Look for the XENAX[®] XPort with the „Device Installer“ tool from Lantronix and the function „Search“.
Mark the corresponding line and press the button „Upgrade“.



Tick „Use a specific installation file (LXI)“ and choose file „WebMotion_Vx.xx.lxi“ with button „Browse“.

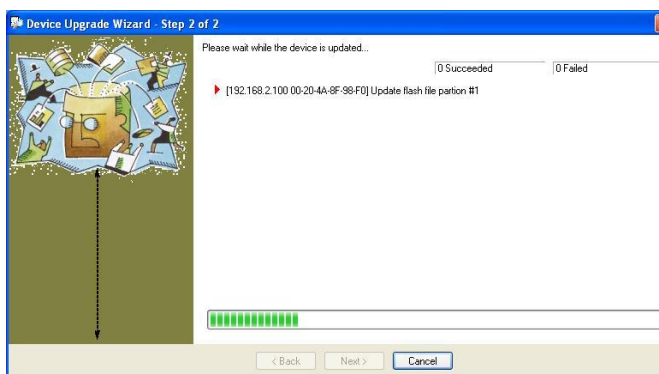


Maybe *.ZIP archive has to be extracted before.

Continue with button „Next“

Installation process starts

In the end close the „Device Installer“ tool

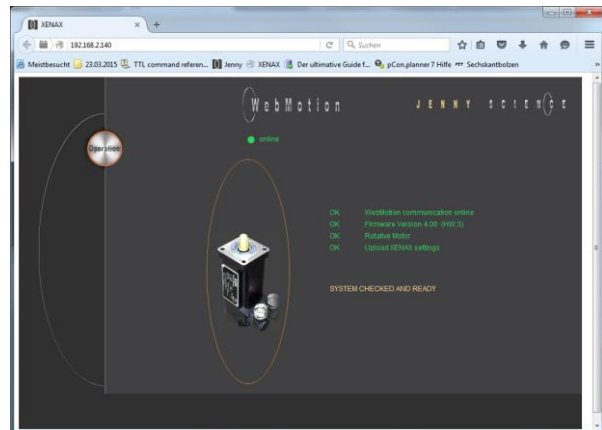


1.2 Verifying of the WebMotion version XENAX® Xvi 75V8

Start the WebMotion with the following URL:

xxx.xxx.x.xxx

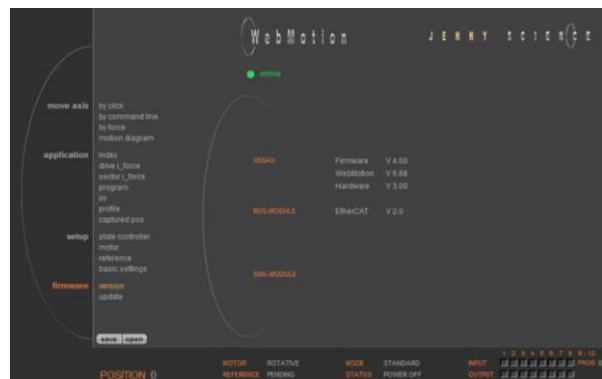
xxx = IP address of XENAX®
Typically in group 192.168.2.xxx



Change the view with the Button Operation



Change to the menu firmware -> version



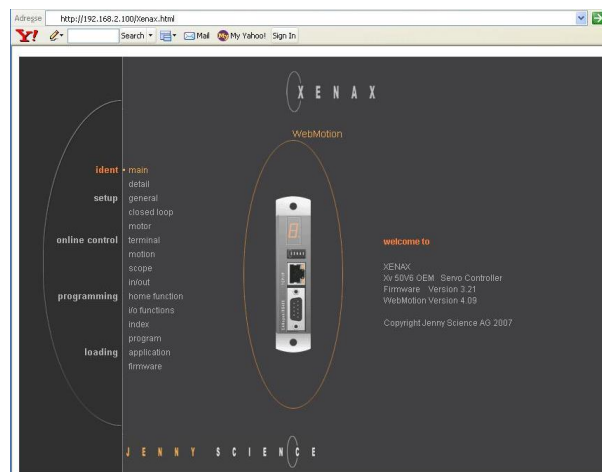
1.3 Verifying of the WebMotion version XENAX® Xv 50V6 / Xv 50V5

Verifying of the WebMotion version.

Start the WebMotion with the following URL:

http://xxx.xxx.x.xxx/Xenax.html

xxx = IP address of XENAX®
Typically in group 192.168.2.xxx



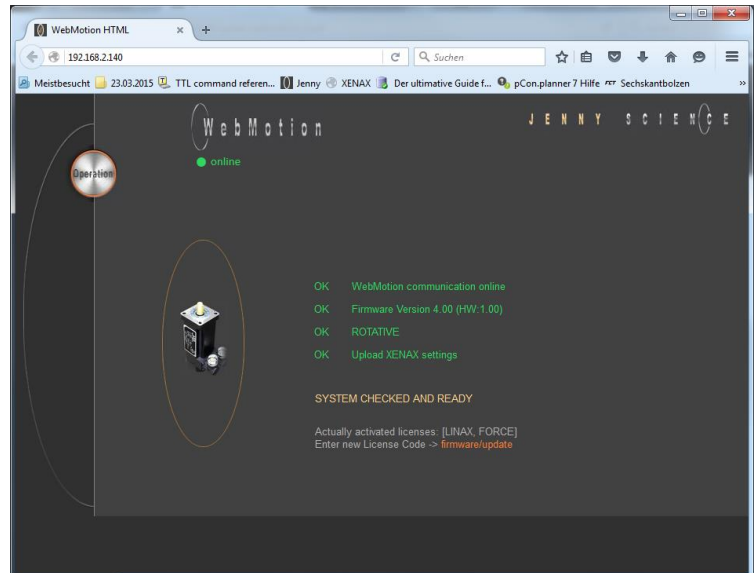
2 XENAX® Xvi 48V8

2.1 Start WebMotion

Start the WebMotion with the following URL:

XXX.XXX.X.XXX

xxx = IP address of XENAX®
Typically in group 192.168.2.xxx

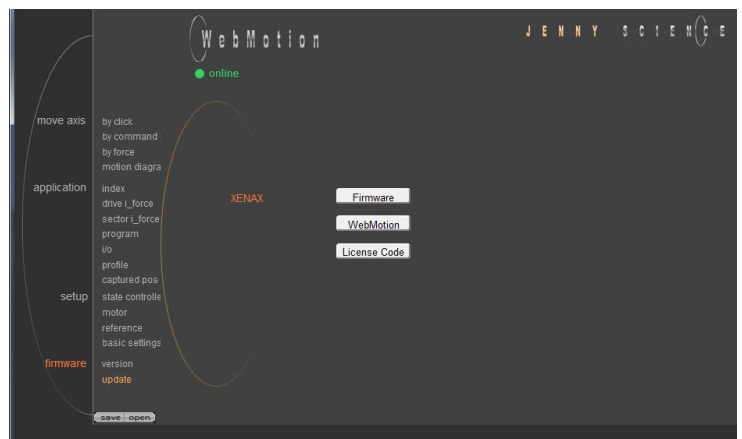


Change the view with Button Operation

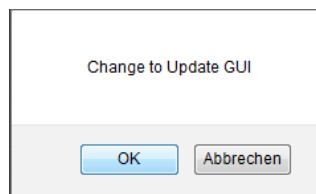


Change to the menu firmware -> update

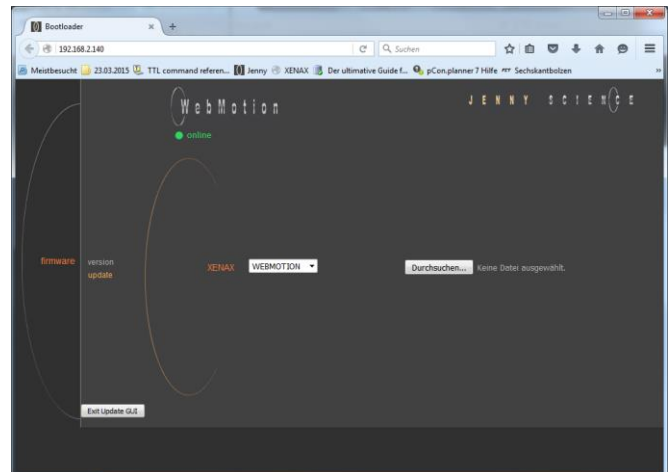
Push the button WebMotion



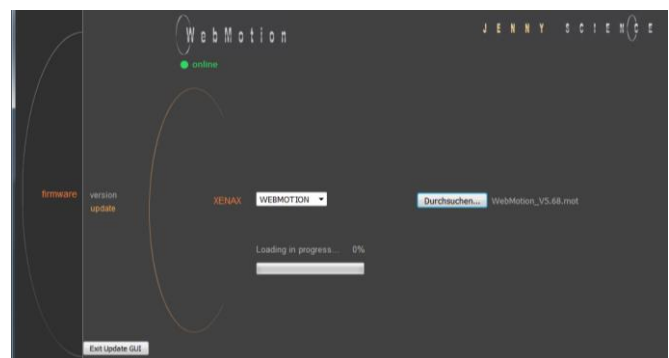
OK



Choose WebMotion by XENAX
Push „Durchsuchen..“, choose the WebMotion
version

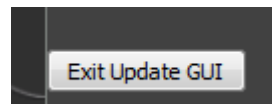


The download starts automatically after choosing the
file.



Wait until you see **Download finished successfully**

Go back to the WebMotion

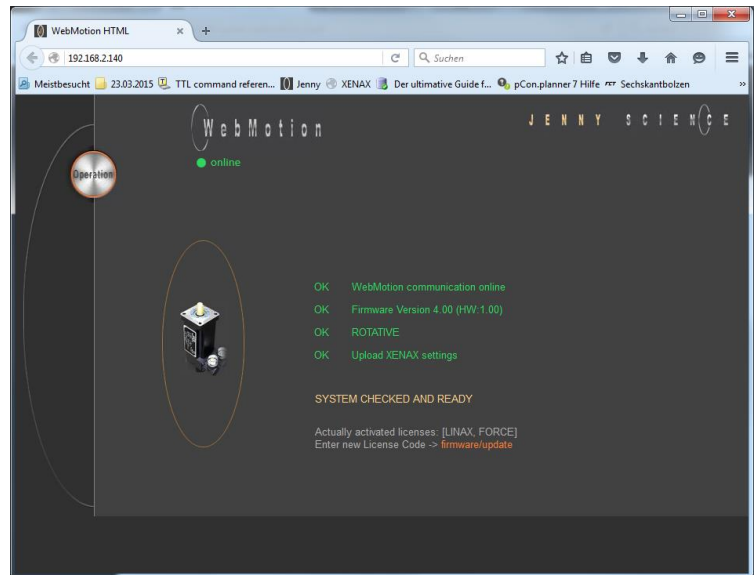


2.2 Verifizieren der WebMotion Version

Start the WebMotion with the following URL:

XXX.XXX.X.XXX

xxx = IP address of XENAX®
Typically in group 192.168.2.xxx



Change the view with the Button Operation



Change to the menu firmware -> version



Update_Webmotion_E.doc / owa / 10.03.2016